











# First Grade Week 2 (2 pages)

|   |   |    |    |   |
|--|--|---|---|--|
| MATH   | LITERACY   | PE/ART/MUSIC  | SCIENCE   | SOCIAL STUDIES   |
| <p>Work in <b>Dreambox</b> for 20-30 minutes.</p> <p>(Use MyKaty Cloud for access.)</p>   | <p style="text-align: center;"><b>Read</b></p> <p>Read everyday. You can read a lot of books or the same books again to make sure you sound better each time.</p> <p>Remember, readers have BIG jobs to do!</p> <p style="text-align: center;"><b>Remember</b></p> <p>Stop when you are stuck or something does not sound right.</p> <p style="text-align: center;"><b>Think and Find</b></p> <p>Think of a collection of something in your house.<br/>Find it!</p> <p style="text-align: center;"><b>Judge</b></p> <p>Judge the items in your collection just like we did at school.</p> <p style="text-align: center;"><b>Write</b></p> <p>Write about the BEST item in your collection. Tell why it is the BEST!<br/><a href="#">(Links to an external site.)</a></p> | <p style="text-align: center;"><b>Balloon Keep It Up:</b></p> <ul style="list-style-type: none"> <li>-play in a safe space where nothing will break</li> <li>-blow up a balloon and use one finger to keep the balloon up in the air</li> <li>-your feet must stay in one spot</li> <li>-see how many you can do in a row without the balloon hitting the floor</li> <li>-if you don't have a balloon, use a plastic grocery bag.</li> </ul> <p style="text-align: center;">or</p> <p style="text-align: center;"><b>Kids Dances</b></p> <p>Minions - Electronic Song<br/><a href="https://tinyurl.com/25-hpe-Katy PhysEd">https://tinyurl.com/25-hpe-Katy PhysEd</a></p> <p style="text-align: center;">or</p> <p style="text-align: center;"><b>Creative Cupid Shuffle</b><br/>Same link as above</p> | <p style="text-align: center;"><b>STEMScopes</b></p> <p>1.8B Objects in the Sky Content Connection Video (Objects in the Sky)</p> <p>(Log into MyKaty Cloud to access your STEMScopes account.)</p>   | <p>Watch this video about <b>George Washington and the American flag!</b></p> <p>Can you think of two ways that George Washington helped our country?</p> <p>Draw and color a picture of George Washington and the American flag.</p> <p><a href="#">Independence Day and the History of the American Flag</a><br/><a href="#">(Links to an external site.)</a></p>                    |
| <p style="text-align: center;"><b>Envision Activity</b></p> <p>Your teacher has assigned videos and activities in Envision for you to complete!</p> <p>(Use MyKatyCloud for access.)</p> <p>Identifying Solid Figures 12-06</p> <p>Properties of Solid Figures 12-07</p>  | <p style="text-align: center;"><b>Read</b></p> <p>Read everyday. You can read a lot of books or the same books again to make sure you sound better each time.</p> <p>Remember, readers have BIG jobs to do!</p> <p style="text-align: center;"><b>Remember</b></p> <p>Use everything you know to solve words! Try something. If it doesn't work, try something else!</p> <p style="text-align: center;"><b>Think and Find</b></p> <p>Think of a collection of something in your house.<br/>Find it!</p> <p style="text-align: center;"><b>Judge</b></p> <p>Judge the items in your collection just like we did at school.</p> <p style="text-align: center;"><b>Write</b></p> <p>Write about the item in your collection that you put LAST. Tell why it is LAST!</p>     | <p style="text-align: center;"><b>Create your own 'Beautiful Oops'</b></p>  <ol style="list-style-type: none"> <li>1. Listen to the story <a href="https://youtu.be/8C3JAbkBds">https://youtu.be/8C3JAbkBds</a></li> <li>2. Watch the art lesson</li> <li>3. Locate a piece of recycled paper that could be torn or have mistakes. 4. Use it to create your own Oops art! View lesson here: <a href="https://youtu.be/d3YCVt woA">https://youtu.be/d3YCVt woA</a><br/><a href="#">(Links to an external site.)</a></li> </ol>  | <p><a href="#">Virtual National Park Visit</a> <a href="#">(Links to an external site.)</a> Can't take a trip right now, but you can visit some of our country's amazing national parks!</p> <p><a href="#">Google now lets you explore US National Parks via 360-degree virtual tours</a><br/><a href="#">(Links to an external site.)</a></p> | <p>Watch the BrainPop Jr. video titled <b>"Abraham Lincoln."</b></p> <p>Tell a sibling or caregiver:</p> <ul style="list-style-type: none"> <li>1 new thing you learned about Abraham Lincoln</li> <li>2 things you found interesting!<br/>(access BrainPop Jr. through MyKaty Cloud)</li> </ul>  |

|  |   |   |  |   |
|--|---|---|--|---|
| <p><b>Shape Hunt</b><br/>Go around the house searching for 3 shapes. Create a log of item you find including the name of the shape and a picture of the item. For example, a student could find that a shoe box is a rectangular prism and so is a cereal box! Try to find 5 examples of rectangular prisms, cylinders, and spheres as well as 1 or more examples of cones and/or triangular prisms.</p> | <p>Read/Listen<br/>Read or listen to books everyday! Remember to check the words as you read. Does it look right? Does it sound right? Does it make sense?<br/>Think<br/>Think about all the books you read or listened to today. Which one do you think has the best cover?<br/>Write<br/>Write about the book that you think has the best cover. Tell why.<br/>Ask<br/>Ask someone at your house which cover they think is the best.<br/>Remember<br/>It might be different than the one you picked. Writers have opinions that might be different than others.</p> | <p><b>High &amp; Low + Being Polite Lesson 1. Log in to Quaver</b><br/><a href="https://www.quavermusic.com/Login.aspx">https://www.quavermusic.com/Login.aspx</a><br/><a href="#">(Links to an external site.)</a></p> <p>2. User name:<br/>Katy2020<br/>Password:<br/>Katy2020</p> <p>3. Click on A+, then on "High/Low + Being Polite"; select the Launch button 4</p> <p>. Participate in a variety of activities</p> <p>5. Find a small and large bowl in the kitchen. Turn them over and tap on the top to see which bowl's sound is high or low.</p> | <p><b>Be a Weather Reporter</b></p> <p>Get a sheet of paper and draw 3 lines down the paper. Above the first section, label it Date; above the second; label it Temperature; above the third; label it Clear or Cloudy and above the fourth section; label it Dry or Rainy. Next draw 4 lines across your paper so you have enough sections to record your weather observations for 5 days. Now you are ready to begin. Observe the weather and write down what you see each day. After 5 days, do you see any patterns? Can you predict what the 6th day of weather might be?<br/>Share your information with your family and/or friends.</p> | <p><b>Timelines help us interpret history!</b></p> <p>Watch this video all about making a timeline.<br/><a href="https://youtu.be/842mEdbuTJs">https://youtu.be/842mEdbuTJs</a><br/><a href="#">(Links to an external site.)</a><br/>Take a piece of paper and turn it sideways so that you can make a timeline. What will your theme or topic be? Is it a timeline of your life? Your pet's life? The history of baseball? Your weekend?<br/>The theme of your timeline can be anything!</p> |
| <p><b>Counting</b><br/>Dump a large pile of cheerios or other small items on a flat surface. Have students count the items. If the student attempts to count all of the items by 1s, encourage them to make groups of ten to count the items. Students should be able to count a collection of objects by 2s, 5s and 10s to 120.</p>   | <p><b>Good Habits for Solving Hard Words</b></p> <ul style="list-style-type: none"> <li>* Check the picture</li> <li>* Look at ALL the parts of the word</li> <li>*Get a running start</li> <li>*Check it! Do a double check!</li> <li>*Try it 2 ways</li> <li>*Crash the parts together</li> <li>*Do a slow check</li> <li>*Say the word the best you can</li> <li>*Think about what it means</li> </ul>   | <p><a href="#">Check out more Enrichment Ideas!</a></p>  <p><a href="#">Curriculum Enrichment for Students</a></p>  | <p><b>Seasons of the Year</b> We are in the season of Spring<br/>Draw a picture showing what this season looks like and then write one sentence about what you like about Spring.. For fun, do you know what the next season will be? Hint: it is hot and we usually enjoy fun times outside. Draw a picture of that season and label it with the name of the season.</p>  | <p>Texas has symbols such as the Bluebonnet.</p> <p><b>The Bluebonnet is the Texas state flower.</b></p> <p>Have you ever seen a Bluebonnet flower?</p> <p>Can you find a picture of one in a book, magazine, or online with the help of an adult?</p> <p>Or you can click <a href="#">HERE</a> to see a picture of Bluebonnets.</p> <p>Draw and color you and your classmates (don't forget your teacher!) in a field of Bluebonnets!</p>  |